

# LANDMARK<sup>®</sup> SERIES

**DESIGNER ROOFING SHINGLES**



# So much depends on your roof.

Landmark Series shingles are engineered to outperform ordinary roofing in every category, keeping you comfortable, your home protected, and your peace-of-mind secure.

## EXCEPTIONAL QUALITY

Our Landmark Series of high-performance shingles offers three levels of weight and thickness. The heavier the shingle, the more depth and dimension it offers. All three offer the exceptional quality of the industry's toughest fire-resistant fiber glass base embedded with our color-rich ceramic granules.

## LASTING BEAUTY

Within the Landmark Series, you get the dimensional appearance of wood-shake roofing combined with the flexibility of the industry's most robust color palette. They also come with our exclusive StreakFighter® warranty, protecting your roof from streaking that can be caused by airborne algae.

## PEACE OF MIND

CertainTeed's asphalt shingle warranty is truly in a class all its own. Our enhanced lifetime limited warranty protects against ANY manufacturing defect, including aesthetic defects.



*Landmark Premium, shown in  
Max Def Weathered Wood*

# Top Shelf

## LANDMARK<sup>®</sup> PREMIUM

A sophisticated look, brilliantly executed. Our Premium line is engineered to protect, enhance and endure for generations.

- Outperforms ordinary roofing in every category
- Two-piece laminated fiber glass-based construction
- Featuring Max Def colors for a deeper, richer mixture of surface granules

## LANDMARK PREMIUM COLOR PALETTE



Max Def Moire Black



Max Def Weathered Wood

# The Expert's Choice

## LANDMARK® PRO

A refined union of vision and value, our PRO line leads its class in optimal performance and color.

- Engineered to meet professional roofers' exacting specifications
- Available in a wide selection of eye-catching Max Def colors
- Outweighs standard laminates to provide greater protection from the elements



### LANDMARK PRO COLOR PALETTE





# A Classic Original

## LANDMARK®

Remarkable roofing made to break the mold. Landmark's originality creates a new standard for elegant endurance and exceptional color choice.



- Dual-layered construction for extra protection from the elements
- Widest array of colors in the industry
- Rated "Best Buy" by a leading consumer magazine

## LANDMARK COLOR PALETTE



Atlantic Blue

Burnt Sienna

Charcoal Black

Cobblestone Gray

Colonial Slate

Cottage Red

Driftwood

Georgetown Gray

Heather Blend

Hunter Green

Mist White

Moire Black

Mojave Tan

Pewter

Resawn Shake

Silver Birch

Sunrise Cedar

Weathered Wood

See page 11 for specifications and warranty details.

# Strength with Style

## LANDMARK<sup>®</sup> PREMIUM

- Dual-layer, high performance
- 300 lbs. per square
- Max Def color palette
- Lifetime limited warranty

## LANDMARK<sup>®</sup> PRO

- Dual-layer, high performance
- 250 lbs. per square
- Max Def color palette
- Lifetime limited warranty

## LANDMARK<sup>®</sup>

- Dual-layer durability
- 229/235 lbs. per square
- Lifetime limited warranty



## LANDMARK PREMIUM

### SPECIFICATIONS

- Two-piece laminated fiber glass-based construction
- Classic shades and dimensional appearance of natural wood or slate
- 300 lbs. per square

*For U.S. building code compliance, see product specification sheets.*

CertainTeed products are tested to ensure the highest quality and comply with the following industry standards:

#### Fire Resistance:

- UL Class A
- UL certified to meet ASTM D3018 Type 1

#### Wind Resistance:

- UL certified to meet ASTM D3018 Type 1
- ASTM D3161 Class F

#### Tear Resistance:

- UL certified to meet ASTM D3462
- CSA standard A123.5


#### Wind Driven Rain Resistance:

- Miami-Dade Product Control Acceptance: Please reference [www.certainteed.com](http://www.certainteed.com) to determine approved products by manufacturing location.

#### Quality Standards:

- ICC-ES-ESR-1389 & ESR-3537

### WARRANTY

- Lifetime limited transferable warranty against manufacturing defects on residential applications
- 50-year limited transferable warranty against manufacturing defects on group-owned or commercial applications
- 15-year StreakFighter<sup>®</sup> algae-resistance warranty 
- 10-year SureStart<sup>™</sup> protection
- 15-year 110 mph wind-resistance warranty
- Wind warranty upgrade to 130 mph available. CertainTeed starter and CertainTeed hip and ridge required

*See actual warranty for specific details and limitations.*



## LANDMARK PRO

### SPECIFICATIONS

- Two-piece laminated fiber glass-based construction
- Classic shades and dimensional appearance of natural wood or slate
- 250 lbs. per square

*For U.S. building code compliance, see product specification sheets.*

CertainTeed products are tested to ensure the highest quality and comply with the following industry standards:

#### Fire Resistance:

- UL Class A
- UL certified to meet ASTM D3018 Type 1

#### Wind Resistance:

- UL certified to meet ASTM D3018 Type 1
- ASTM D3161 Class F

#### Tear Resistance:

- UL certified to meet ASTM D3462
- CSA standard A123.5

#### Wind Driven Rain Resistance:


- Miami-Dade Product Control Acceptance: Please reference [www.certainteed.com](http://www.certainteed.com) to determine approved products by manufacturing location.

#### Quality Standards:

- ICC-ES-ESR-1389 & ESR-3537

*Landmark Pro Silver Birch is an ENERGY STAR rated product and may qualify for a federal tax credit.*

### WARRANTY

- Lifetime limited transferable warranty against manufacturing defects on residential applications
- 50-year limited transferable warranty against manufacturing defects on group-owned or commercial applications
- 15-year StreakFighter<sup>®</sup> algae-resistance warranty 
- 10-year SureStart<sup>™</sup> protection
- 15-year 110 mph wind-resistance warranty
- Wind warranty upgrade to 130 mph available. CertainTeed starter and CertainTeed hip and ridge required

*See actual warranty for specific details and limitations.*



## LANDMARK

### SPECIFICATIONS

- Two-piece laminated fiber glass-based construction
- Classic shades and dimensional appearance of natural wood or slate
- 229/235 lbs. per square

*For U.S. building code compliance, see product specification sheets.*

CertainTeed products are tested to ensure the highest quality and comply with the following industry standards:

#### Fire Resistance:

- UL Class A
- UL certified to meet ASTM D3018 Type 1

#### Wind Resistance:

- UL certified to meet ASTM D3018 Type 1
- ASTM D3161 Class F

#### Tear Resistance:

- UL certified to meet ASTM D3462
- CSA standard A123.5

#### Wind Driven Rain Resistance:


- Miami-Dade Product Control Acceptance: Please reference [www.certainteed.com](http://www.certainteed.com) to determine approved products by manufacturing location.

#### Quality Standards:

- ICC-ES-ESR-1389 & ESR-3537

*Landmark Silver Birch is an ENERGY STAR rated product and may qualify for a federal tax credit.*

### WARRANTY

- Lifetime limited transferable warranty against manufacturing defects on residential applications
- 10-year StreakFighter<sup>®</sup> algae-resistance warranty 
- 10-year SureStart<sup>™</sup> protection
- 15-year 110 mph wind-resistance warranty
- Wind warranty upgrade to 130 mph available. CertainTeed starter and CertainTeed hip and ridge required

*See actual warranty for specific details and limitations.*



# Integrity Roof System™

Integrity is built from the bottom up. Layer-on-layer, only CertainTeed provides the peace of mind that comes with the best components performing together for peak efficiency.



## 1. Waterproof Underlayment

Waterproofing shingle underlayment prevents leaks from wind-driven rain and ice dams

## 2. Water-resistant Underlayment

High-performance underlayment provides a water-resistant layer over the roof deck and a secondary barrier against leaks

## 3. Starter Shingles

Perfect starts every time and designed to work in tandem with the roof shingles above

## 4. Roof Shingles

Choose the best, covered by the strongest warranty in the business

## 5. Hip & Ridge Caps

Perfect finish for hip and ridge lines, complementing all CertainTeed shingles

## 6. Roof Ventilation

Engineered for ideal roof ventilation especially when matched with CertainTeed Intake Vents



## Add a Little Accent to Your Roof.

The visually impactful choice for capping the hips and ridges of your roof, CertainTeed's Cedar Crest® accessory shingles will complement or match any shingle in the Landmark Series. For a low-profile hip and ridge look, CertainTeed also offers Shadow Ridge® accessory shingles.

## Color Companion Products™ for Flat Roof Areas

With CertainTeed Flintlastic® SA, you can coordinate flat roof areas like carports, canopies and porches with your main roof. Flintlastic SA is a self-adhering low slope roofing product available in eight colors that complement some of the most popular CertainTeed shingles.





# You know it when you see it.

It's not just a roof. It's a Landmark.

Quality. Durability. Style. Color.

When you select a roof for your home, there's a lot to consider.

That's when a roof becomes more than just a roof. The same way a home is more than just a house.

You want the best for your home and everything in it.

So why guess,  
when you can be **Certain?**

**CertainTeed**  
SAINT-GOBAIN



# RESIDENTIAL ROOFING



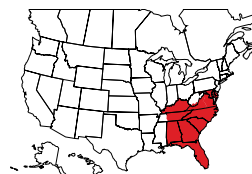
The best formula under one roof.

We start with the highest-quality raw materials and add state-of-the-art technology to monitor our manufacturing process and test our finished products. The result is superior performance from beginning to end.



learn more at: [certainteed.com/roofing](http://certainteed.com/roofing)

Landmark® Series  
available in areas shown



**CertainTeed Corporation**

20 Moores Road  
Malvern, PA 19355  
[www.certainteed.com](http://www.certainteed.com)

**ASK ABOUT ALL OF OUR OTHER CERTAINTEED® PRODUCTS AND SYSTEMS:**

ROOFING • SIDING • TRIM • DECKING • RAILING • FENCE  
GYPSUM • CEILINGS • INSULATION

Professional: 800-233-8990 Consumer: 800-782-8777