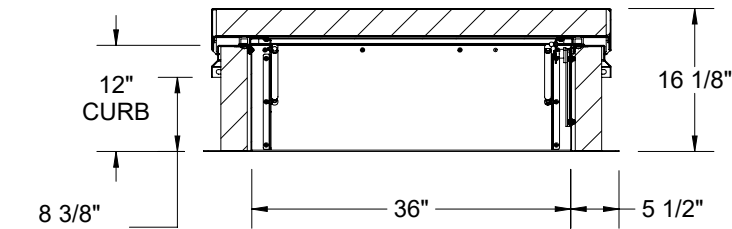
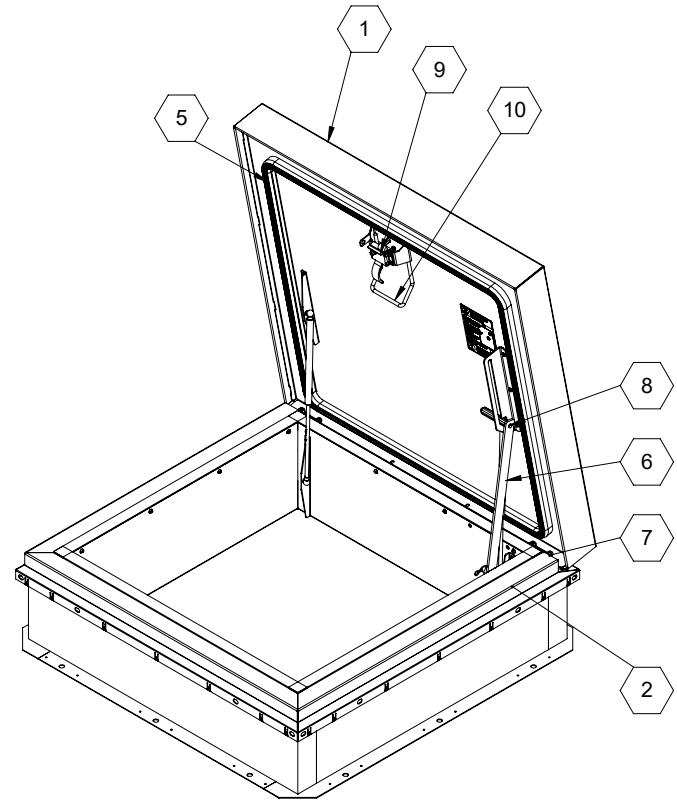


SECTION A-A



SECTION B-B



SPECIFICATIONS:

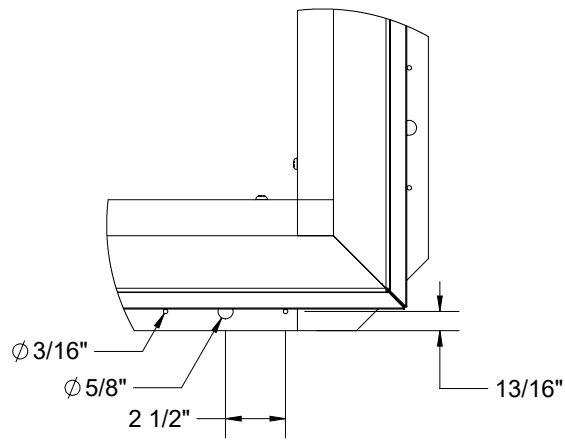
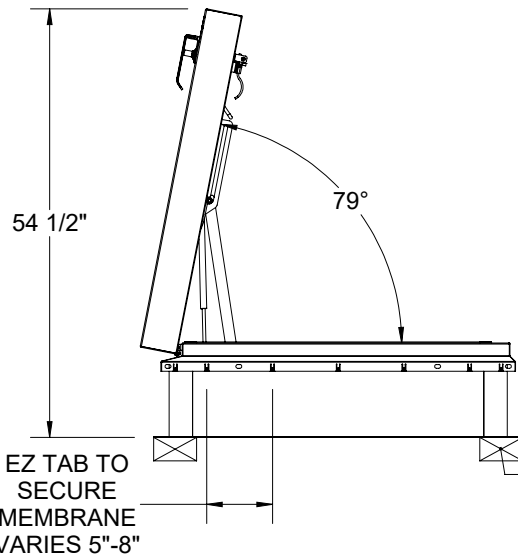
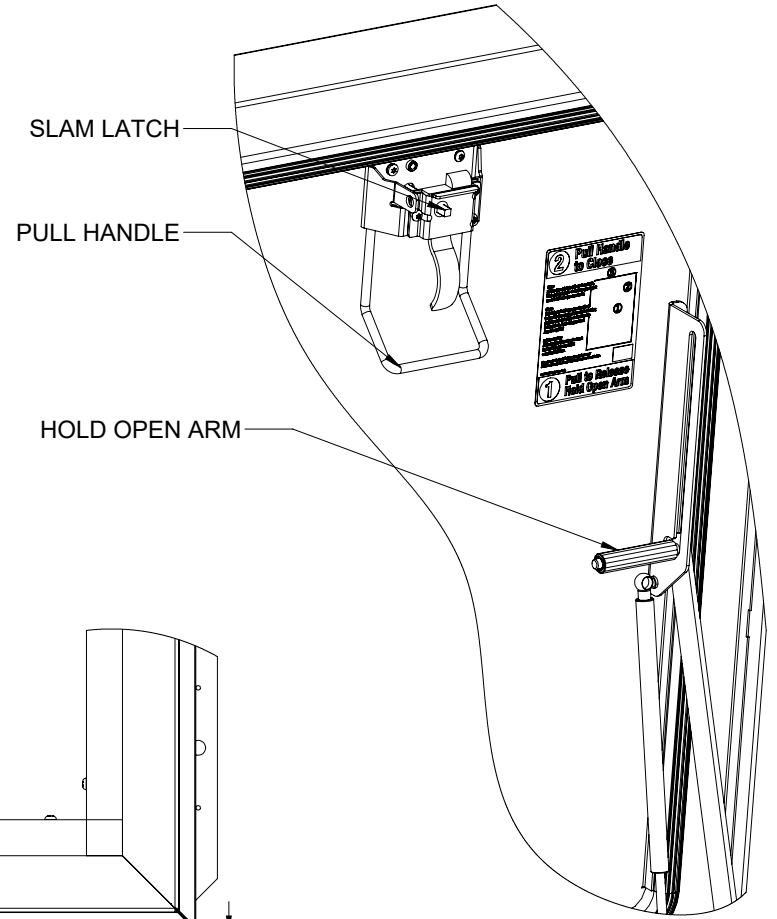
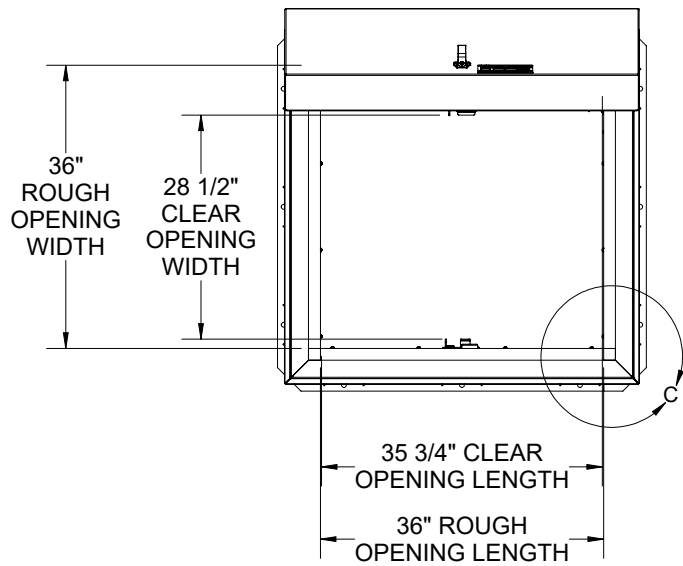
- ① **COVER:**
11 GA (.090) ALUM, STIFFENED TO WITHSTAND A LIVE LOAD OF 40PSF WITH A MAX DEFLECTION OF 1/150 OF THE SPAN.
- ② **CURB:** 11 GA (.090) ALUM, CURB COUNTERFLASH WITH EZ TABS.
- ③ **FINISH:** MILL
- ④ **INSULATION:** 3" POLYISO R-20 IN CURB, 3" POLYISO R-20 IN COVER.
- ⑤ **GASKET:**
EXTRUDED EPDM RUBBER ADHESIVE BACKED GASKET SEAL CONTINUOUS AROUND COVER.
- ⑥ **SPRING:**
GAS SPRING WITH DAMPER FOR SMOOTH, CONTROLLED, COUNTERBALANCED LIFT ASSISTANCE.
- ⑦ **HINGE:** PINTLE HINGE WITH STAINLESS STEEL HINGE PINS.
- ⑧ **HOLD OPEN ARM:**
ZINC PLATED STEEL AUTOMATIC HOLD OPEN ARM LOCKS COVER IN FULLY OPEN POSITION WITH RED GRIP HANDLE PULL RELEASE.

- ⑨ **LATCH:**
ZINC PLATED STEEL SLAM LATCH, HOLDS COVERS CLOSED AGAINST 20PSF WIND UPLIFT, INTERIOR AND EXTERIOR HANDLES WITH PADLOCK HASPS.
- ⑩ **PULL HANDLE:**
INTERIOR PULL DOWN HANDLE, SAFETY YELLOW POWDER COAT.

NOTES:
 -WHEN INSTALLING ON A PITCHED ROOF UP TO 7:12, THE HINGE SIDE(LENGTH)MUST BE PARALLEL TO THE SLOPE.
 - WIDTH X LENGTH DIMENSIONS ARE MEASURED INSIDE CURB TO INSIDE CURB. THE WIDTH IS HINGE TO LATCH AND LENGTH IS HINGED SIDE.

ROOF HATCH SIZE 36" (WIDTH) x 36" (LENGTH)

PROJECT:			
ARCHITECT:			
CONTRACTOR:			
QTY:			
PART#:		BRHTA36X36S1T	
		TITLE: Roof Hatch, ThermalMAX, R20+, 36x36, S Dr, Zinc Hdw, Alum, Mill, Therm Broken, Sngl Wall Curb, 3" Polyiso Foil	
		9300 73rd Avenue North Brooklyn Park, MN 55428	
NAME	DATE	SIZE	DWG. NO.
DRAWN SJB	5/31/22	A	Babcock RH BRHTA36X36S1T ShpDr
RELEASED DWO	5/31/22	WEIGHT: 126.5 LBS	
			REV A
			SHEET 1 OF 2



DETAIL C
SCALE 1 : 8

WOOD, CONCRETE, OTHER MATERIAL FOR MOUNTING BY OTHERS (NIC)

EZ TAB TO SECURE MEMBRANE VARIES 5"-8"

			TITLE: Roof Hatch, ThermalMAX, R20+, 36x36, S Dr, Zinc Hdw, Alum, Mill, Therm Broken, Sngl Wall Curb, 3" Polyiso Foil		
9300 73rd Avenue North Brooklyn Park, MN 55428					
NAME	DATE	SIZE	DWG. NO.	REV	
DRAWN SJB	5/31/22	A	Babcock RH BRHTA36X36S1T ShpDr	A	
RELEASED DWO	5/31/22	WEIGHT: 126.5 LBS		SHEET 2 OF 2	

PROPRIETARY AND CONFIDENTIAL: THE INFORMATION CONTAINED IN THIS DRAWING IS THE SOLE PROPERTY OF BABCOCK-DAVIS. ANY REPRODUCTION IN PART OR AS A WHOLE WITHOUT THE WRITTEN PERMISSION OF BABCOCK-DAVIS IS PROHIBITED. ©2020 BABCOCK-DAVIS